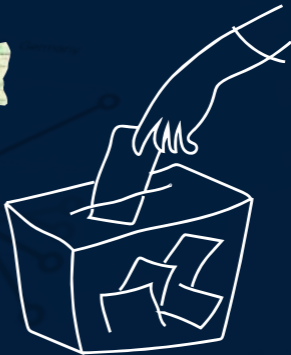


2024

EDO STATE

Off-Cycle Governorship
Election:

A Preliminary Analysis
of Election Results





Civichive was established in 2017 as the innovation hub of BudGIT with the goal of developing new civic tech leaders and also creating an innovative virtual and physical space for partnerships and to support new civic tech organizations and strengthen the capacity of already existing NGOs in Nigeria. In order to meaningfully impact the Nigerian civic tech space.

Our overarching goal is to stimulate citizens' interests around public data and trigger discussions towards better governance. We are committed to the principles of open data & governance, citizen participation, and data transparency.

Civic Hive Team Lead: Joseph Amenaghawon

Civic Hive Research Team: Temidayo Musa, Arafat Oseni, and Awele Chidozie.

Data Entry Assistants: Isioma Chidozie, Glory Ezekiel Onyekwena, Shittu Idris Temitayo and Yusuf Sherif Bolaji

Creative Development: Okorie Precious Chima

Contact: info@civichive.org (+234) 810 130 2285
www.civichive.org

Address: 2nd floor, 42, Montgomery Road, Yaba, Lagos, Nigeria.

© 2024

Disclaimer: This document has been produced by Civic Hive to provide analysis on the Edo State Election in Nigeria. The report accurately reflects our views that we believe are reliable and fact based. Whilst reasonable care has been taken in preparing this report, no responsibility or liability is accepted for errors or any views expressed as a result of the information provided in this report.

Table of Content

- 1 Introduction
- 2 2024 Edo State Off-Cycle Governorship Election
- 3 Our Methodology
- 4 Edo State 2024 Election Result As Announced and Declared by INEC
- 5 Spotlight on 5 LGAs (Esan Central, Owan East, Esan South East, Esan North East, and Igueben)
- 6 At a Glance
- 7 Over Voting, Anomalies & Inconsistencies
- 8 Recommendation
- 9 Conclusion
- 10 References
- 11 Appendix

A. Introduction

Nigeria, Africa's most populous nation, has a long history of elections marked by violence, fraud, and needless controversies. Elections in Nigeria are an essential component of our democratic process, and they have played a critical role in shaping the country's political, economic, and social landscape. However, In Nigeria, the electoral process has been plagued with irregularities, malpractices, and violence, which has continually undermined the public trust in the electoral process and this further threatens the country's fragile stability.

The 2023 General Election which is one of the most closely watched elections by voters and citizens in the country. The election held amidst increasing voter apathy, insecurity, voter suppression, has further decimated voters' trust in electoral integrity and this might roll back the gains in the participation of young people in election and governance. The 'eventual outcome' of the election had far-reaching implications for Nigeria's unity, security, development, and grassroots political participation.

Beyond the 2023 election, there have been several calls for electoral reforms to address salient and specific issues that characterised the last general election. Some of which includes transmission of result, roles of different stakeholders in the election, election financing and the role of BVAS and IREV in electioneering in Nigeria, some of

which are being debated by the House committees on electoral reforms.

In this study, we examined and analysed the election results as declared by INEC viz-a-viz the results uploaded by INEC staff on the IREV portal for the just concluded Edo state off cycle Governorship election. We did this by analysing election results from all the 4537 polling units as uploaded on the IREV portal.

INEC vs IREV: Anomalies and Antecedents

Given INEC's antecedent in varying election results as declared by them and what is on the IREV, particularly with reference to the 2023 Governorship election in Nasarawa where we did an analysis of the results uploaded on IREV from Lafia LGA alone as against what was announced by INEC and we uncovered a wide disparity in votes accrued to leading parties.

- What happened in Lafia LGA in the 2023 Governorship Election?

Lafia LGA, with 497 polling units spread across 13 wards, INEC declared APC the winner of the election at the LGA level with 107,213 while PDP got 41,594. According to the result sheet uploaded on the IREV portal, the summation of results from all the PUs, the total number of votes for APC is 51,199 while PDP is 48,770.

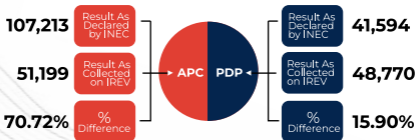


Table showing analysis of IREV-INEC 2023 Governorship Election in Lafia, Nasarawa.

- Observations

In Lafia LGA, while results were cancelled at Madagwa Watta PU (Ward 2) due to attacks, elections did not hold at the UNDP Building PU, and Kofar Usisa PU under ward 7. There were also cases whereby election results for a PU were wrongly uploaded under a different PU. This was the case too in Akwanga LGA, ward 10, Gyokan Madaki Buku PU.

We also noticed that some of the results uploaded on the portal were blurry which may be due to poor handling/low quality of

the BVAS cameras. It is also important to note that in some of the PUs, there was wrong summation of the total number of votes recorded. For example, in Lafia, Ward 11, Andasime PU, the total number of votes casted is 193 but the INEC officer wrote 263.

Surprisingly, in Lafia LGA, ward 3, Ung Rere Asonya OP, the election at this PU was cancelled by the returning officer due to "over voting". It should be noted that the polling unit had 750 registered voters, 192 accredited voters with a total number of 192 as valid voters.

B. 2024 Edo State Off-Cycle Governorship Election

The 2024 Governorship election was among three major candidates. These include Senator Monday Okpebholo (APC), Olumide Akpata (LP), and Dr. Asue Ighodalo (PDP). The election occurred on 21 September, 2024.

At the end of the election, The INEC State returning officer, Prof Faruk Adamu Kuta (VC, Federal University of Technology Minna), announced that Senator Monday Okpebholo (APC) polled a total of 291,667 votes to defeat his closest opponent Dr. Asue Ighodalo (PDP) secured 247,274 votes with a margin of 44,393 votes difference.

Despite the occurrence of widespread vote buying, violence, disruption, and a lot of verified anomalies that was witnessed during the election, the election was termed to be "free and fair" in some quarters

The announcement of the result created mixed feelings among other party members and in no time some residents, other party members took to the streets and gathered at the INEC office to protest the results as declared by INEC. These protests happened

simultaneously in different parts of Edo State with protesters calling for review of election results.



Senator Monday Okpebholo (APC) polled a total of 291,667 votes to defeat his closest opponent Dr. Asue Ighodalo (PDP) secured 247,274

As announced by INEC

C. Our Methodology

Our process for analysis and compilation for the election result involves two distinct approaches. First, we collated the election results as announced and declared by INEC at the State Collation Centre in Edo State. Secondly, our team scanned through all the results from 4,466 PUs in all of the 18 LGAs in Edo State.

As at the time of publishing this report, the total number of uploads on INEC's IREV website is 4466 on Sep 27, 2024, 12:15:06 PM

Furthermore, we have also submitted an FOI letter for certified copies of Form EC8As EC8Bs, EC8Cs, Form EC8D, Form EC8E and Form EC60Es used in the Edo state 2024 governorship election for another level of verification and analysis.

Finally, for the purpose of our analysis we focused on the top three candidates/parties in the election.

D. Edo State 2024 Election Result As Announced and Declare by INEC

In this section, the infographics below highlights the total number of registered voters, accredited voters and total number of valid votes as announced and declared by INEC at the state collation officer.

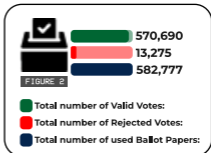
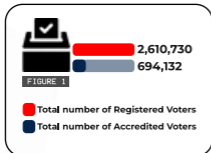
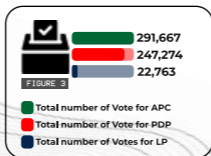


Table showing result of 2024 Edo State Governorship as announced by INEC



Red Flags:

1. Despite the huge statutory allocation made to INEC and investment in electoral education, it is shameful that they could not get at least 50% of Registered Voters to come out and vote. The widening gap between registered voters and accredited voters needs to be critically examined and should drive more innovative approaches to how people can participate and vote on election days.

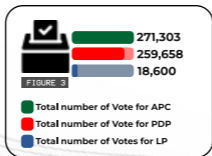
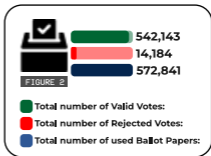
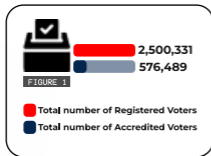
2. On ballot papers used during the election, from the numbers presented by INEC and ordinarily, total number of valid votes and rejected votes should equate to the total number of used ballots.

In part 2 above, you will see that $570,690 + 13,275 = 583,965$, which does not correlate with the total number of used ballots in the election. This could point to a number of things which includes overvoting, undocumented ballot papers etc.

E. Edo State 2024 Election Result As Collated by Civichive on IREV

As at Oct 1, 2024, INEC's IREV portal had received 4,466 PU results out of 4,519. This constitutes 98.83% of expected uploads on the platform. As at the time of this report, out of 18 LGAs in Edo State, only 5 LGAs have complete PUs results uploaded on the platform. The LGAs include Esan Central, Owan East, Esan South East, Esan North East, and Igueben LGA.

From our analysis, we collated the following;



Kindly note that this collation only reflects 98% of result uploaded on IREV

F. Spotlight on 5 LGAs (Esan Central, Owan East, Esan South East, Esan North East, and Igueben)

As we mentioned earlier, as at the time of our analysis, only 5 LGAs have complete results uploaded on IREV. Below, we did a comparison on what was announced by INEC and what the analysis from IREV shows.

Red Flags:

3. On registered voters, we noticed a difference of 21,894 registered voters in what INEC announced and what we collated on IREV.

LGA	Registered voters (INEC)	Registered voters (IREV)
Esan Central	68,338	64,236
Owan East	106,252	101,501
Esan South East	90,240	89,128
Esan North East	106,280	96,637
Igueben	54,549	52,263
Total:	425,659	403,765

Table showing registered voters as announced by INEC viz-a-viz what is collated on IREV. Kindly note that results for these 5 LGAs are completely uploaded on IREV

4. On Total Valid votes, which is the total vote accrued by all political parties, we noticed that a decrease of 2,966 votes in what INEC announced and what we collated.

LGA	Total Valid Vote	Total Valid Vote
Esan Central	20,198	19,425
Owan East	34,157	32,914
Esan South East	22,780	22,839
Esan North East	23,637	22,787
Igueben	14,989	14,830
Total:	115,761	112,795

Table showing Total number of valid votes as announced by INEC viz-a-viz what is collated on IREV.

5. On votes accrued to the top three parties in these five LGAs, for INEC, we noticed some discrepancies. For APC, we found out that the results announced are slightly lower than what we collated from actual result sheets uploaded on IREV. Meanwhile, for PDP and LP, the results announced by INEC are slightly higher than what is obtainable from what we collated from IREV.

LGA	APC		PDP		LP	
	INEC	IREV	INEC	IREV	INEC	IREV
Esan Central	10,990	10,748	8,618	8,190	418	480
Owan East	19,380	20,131	11,284	11,367	446	415
Esan South East	8,398	8,477	14,199	14,151	98	106
Esan North East	10,648	11,005	12,522	12,352	194	334
Igueben	5,907	5,908	8,470	8,461	494	481
Total	55,323	56,269	55,093	54,521	1,650	1,816
Difference	946		572		166	

Table showing Total number of valid votes as announced by INEC viz-a-viz what is collated on IREV. Kindly note that results for these 5 LGAs are completely uploaded on IREV

6. At a Glance

Looking at the whole election result at a glance. We found out that there is a 20,364 increase in what was announced by INEC for APC and what was obtainable on IREV. Meanwhile, PDP's votes had a reduction margin of 12,384 votes.

At A Glance	APC	PDP	LP
INEC	291,667	247,274	22,763
IREV	271,303	259,658	18,600
Difference	20,364	-12,384	4,163
% Difference	4.77%	4.89%	20.13%

Kindly note that this collation only reflects 98% of result uploaded and available on IREV as Oct 1, 2024

7. Analysis by Senatorial Districts

For ease of analysis, we trisected the data by senatorial district. Edo State is divided into three senatorial districts which includes Edo North, Edo South, and Edo Central Senatorial District.

- Edo South Senatorial District

In Edo South Senatorial District, at a glance, we uncovered that while INEC announced that they had 270, 576 Accredited Voters in this district, the numbers as collated on IREV did not corroborate this. What this means is that there was an 'insertion' of 14,444 Accredited Voters that the result sheets as uploaded on IREV did not capture.

LGA	Registered Voters		Accredited Voters		Total Valid Votes	
	INEC	IREV	INEC	IREV	INEC	IREV
Oredo	356,242	356,699	64,802	58,096	62,703	51,205
Ikpoba Okha	392,782	382,100	61,437	58,188	48,784	52,262
Egor	242,266	229,725	35,463	32,741	34,022	28,084
Ovia North East	177,106	171,447	32,441	31,969	30,783	30,396
Umunwonde	92,169	92,174	20,044	20,696	19,223	19,639
Orhionmwon	139,260	132,424	33,196	31,542	31,559	29,857
Ovia South West	112,091	101,680	23,196	22,903	21,710	21,109
Total	1,511,916	1,466,249	270,579	256,135	248,784	232,552
Difference		45,667		14,444		16,232

Table showing Total Valid Votes, Registered and Accredited Voters in Edo South Senatorial District as announced by INEC and as collated on IREV.

Particularly, in Oredo LGA, it can be seen that there was an unexplained increase of total valid votes by 10,498, far more than what INEC announced. This can also be noticed in Egor LGA, where INEC announced total valid votes of 34,022 meanwhile the collation on IREV reveals that the number is 28,084. A difference of 5,938 votes margin from what was announced. What this could mean is that there might have been some number manipulation at the LGA collation centre. These two LGAs, Oredo and Egor, accounted for unexplained incongruities and this can also be noticed in the differences in other tables.

In the table below, we cross at the results from the three leading parties in the Governorship election.

LGA	APC		LP		PDP	
	INEC	IREV	INEC	IREV	INEC	IREV
Oredo	30,780	17,863	5389	3,188	24,938	30,061
Ikpoba Okha	16,338	17,994	4026	3,184	26,382	52,262
Egor	16,760	11,132	1966	1,976	14,658	14,846
Ovia North East	13,225	13,126	1675	1,828	15,311	15,425
Uhunmwonde	8,776	9,095	769	856	9,339	9,426
Orhionmwon	16,059	16,571	556	537	14,614	14,422
Ovia South West	10,150	10,125	849	830	10,260	10,170
Total	112,088	95,906	15,230	12,399	115,502	125,130
Difference		16,182		2,831		-9,628

Table showing a cross tabulation of the three leading parties as announced by INEC and as collated by Civic Hive on IREV

For APC, as you can see from the table above, INEC announced a total of 112,088 votes for APC in this senatorial district, meanwhile based on the 98% records on IREV, it showed that APC had 95,906 votes which is below the announced figure. Is INEC saying that the remaining 2% yet to be uploaded results accounted for the 16,182 votes margin? The marginal difference can be noticed in Oredo and Egor LGA, which are also the same LGAs that we flagged for Total Valid Votes disparities in the previous table. Meanwhile for the Labour Party, we also noticed a minor difference, particularly in Oredo LGA where there is a big gap of 2,201 votes.

Meanwhile for PDP, the data showed that there is a 9,628 vote reduction from what INEC announced and what we collated. Particularly in Oredo LGA, while the result on IREV showed that PDP had 30,061 votes, INEC announced 24,938 votes instead. This disparity also occurred in Ikpoba Okha LGA where IREV showed that PDP had 30,780 votes but INEC announced 26,382 votes.

- Edo Central Senatorial District

In Edo Central Senatorial District, and as it can be seen from the table below, the marginal difference for Accredited Voters and Total Valid Votes between what was collated on IREV and what was announced by INEC is slim except for Registered Voters where we discovered a wide gap.

LGA	Registered Voters		Accredited Voter		Total Valid Vote	
	INEC	IREV	INEC	IREV	INEC	IREV
Esan South East	90,240	89,128	23,390	23,854	22,780	22,839
Esan West	113,067	107,566	25,702	25,103	24,691	24,591
Igueben	54,549	52,263	15,274	14,632	14,989	14,830
Esan North East	106,280	96,637	24,430	23,849	23,637	22,787
Esan Central	68,338	64,236	20,580	20,593	20,198	19,425
Total	432,474	409,830	109,376	108,031	106,295	104,472
Difference		22,644		1,345		1,823

Table showing Total Valid Votes, Registered and Accredited Voters in Edo Central Senatorial District as announced by INEC and as collated on IREV.

In this district, the number differences are still admissible given that there is a 2% yet to be up result on IREV.

Unlike Edo South Senatorial District, the marginal difference between INEC and IREV numbers are close which can still be attributed to the yet to be uploaded on IREV portal.

LGA	APC		LP		PDP	
	INEC	IREV	INEC	IREV	INEC	IREV
Esan South East	8,398	8,477	98	106	14,199	14,151
Esan West	12,952	12,746	342	419	11,004	11,209
Igueben	5,907	5,908	494	481	8,470	8,461
Esan North East	10,648	11,005	194	334	12,522	12,352
Esan Central	10,990	10,748	418	480	8,618	8,190
Total	48,895	48,884	1,546	1,820	54,813	54,363
Difference		11		-274		450

Table showing a cross tabulation of the three leading parties as announced by INEC and as collated by Civic Hive on IREV

However, for LP, we noticed that there is a reduction in what INEC announced for the party. In this region, LP polled 1,820 votes meanwhile INEC announced 1,546 votes for the party.

- Edo North Senatorial District

In Edo North Senatorial District, we noticed the same marginal disparities as seen in Edo South. In the table below, We noticed that around 34% of the total number of registered voters came out to vote on election day.

LGA	Registered Voters		Accredited Voters		Total Valid Vote	
	INEC	IREV	INEC	IREV	INEC	IREV
Etsako West	186,449	173,236	54,304	51,816	52,226	50,306
Etsako Central	59,430	56,668	21,465	21,113	20,851	20,431
Owan West	67,076	69,712	24,311	24,192	23,904	23,278
Etsako East	102,754	92,597	35,084	34,276	30,926	35,227
Owan East	106,252	101,501	34,618	34,789	34,157	32,914
Akoko Edo	144,379	130,538	54,395	46,137	53,547	42,963
Total	666,340	624,252	224,177	212,323	215,611	205,119
Difference		42,088		11,854		10,492

Table showing Total Valid Votes, Registered and Accredited Voters in Edo South Senatorial District as announced by INEC and as collated on IREV

For the three leading parties in this region, the table below shows the difference in the numbers collated as collated on IREV and as announced by INEC.

LGA	APC		PDP		LP	
	INEC	IREV	INEC	IREV	INEC	IREV
Etsako West	32,107	31,042	2116	2,148	17,483	17,381
Etsako Central	11,906	11,655	381	468	8,455	8,326
Owan West	12,277	12,458	201	243	11,284	11,367
Etsako East	20,167	25,531	604	765	9,683	10,222
Owan East	19,380	20,131	446	415	14,189	14,192
Akoko Edo	34,847	25,696	2239	342	15,865	18,677
Total	130,684	126,513	5,987	4,381	76,959	80,165
Difference		4,171		1,606		-3,206

Table showing a cross tabulation of the three leading parties as announced by INEC and as collated by Civic Hive on IREV

- Civic Hive also recommends that INEC and the National Assembly should start looking at new opportunities and lessons from other democracies on innovations and new avenues that registered voters can vote on election day seamlessly without undermining the integrity and transparency of the electoral system. The widening gap between registered voters and accredited voters is not good.

- It is also expedient of INEC to start exploring innovative ways to collate and announce election result without needless bureaucracies and gaps that allows for manipulation of results;

Conclusion:

Ensuring electoral integrity and transparency is critical to our democracy and the promotion of participatory governance. The occurrence of violence, bribery, thuggery, collation disruption and absence of electoral transparency, that played out in the just concluded election will continue to deepen citizen's lack of trust in the electoral process and increase voters' apathy.

As an organisation, we believe that citizens have rights to credible elections.

Appendix



October 2, 2024

The Chairman,
Independent National Electoral Commission (INEC)
Plot 436 Zamboni Crescent,
Maryland District, Abuja, FCT, Nigeria

Dear Sir:

Freedom of Information Request: Edo State 2024 Off-Cycle Election



We are writing to formally request detailed election results from the just concluded Edo State Off-cycle election that was held on Saturday 21 September 2024. This request is made in line with the provisions of the Freedom of Information (FOI) Act 2011, which grants the right of access to information held by public authorities.

Specifically, we request the following:

- Detailed accreditation figures for all the polling units, wards and LGAs where election occurred;
- Certified copies of Form EC&S EC&Bs, EC&Cs, Form EC&D, Form EC&E and Form EC&C's used in the Edo state 2024 gubernatorial election;
- A detailed map of polling units in Edo State where re election was envisaged.

This information is critical for research, analysis purposes, and will also aid public interest in the trust and security of the administration to promote a participatory democracy for all.

We would appreciate it if the requested information could be provided in an electronic format to facilitate easy and swift analysis. Nevertheless, kindly notify us for any costs associated with processing this request, in a timely manner. We can be reached at info@civichive.org or 08111554960

Thank you for your attention to this matter. We look forward to your prompt response and providing the requested information within the time frame stipulated by the FOI Act.

Yours faithfully,

Terrence Musa
Executive Director/Operations
Head, Operations
Civichive

Image 1: FOI letter submitted to INEC

INEC

IREV

Percentage difference between INEC vs IREV (Result uploaded so far)

LGA	Registered voters	Registered voters	Accredited Voters	Accredited Voters	Total Valid Vote	Total Valid Vote
Eroko West	186,449	173,236	54,304	51,816	52,226	50,306
Eroko Central	59,430	58,668	21,465	21,113	20,851	20,431
Eroko East	102,754	92,597	35,084	34,270	30,926	35,227
Owan East	106,262	101,501	34,618	34,789	34,157	32,814
Orionmwori	139,260	132,424	33,196	31,542	31,559	29,857
Ovia South west	112,091	101,690	23,190	22,303	21,710	21,109
Esan North East	106,280	96,637	24,430	23,849	23,637	22,787
Esan Central	68,538	64,236	20,580	20,593	20,198	19,425
Aloko Edo	144,379	130,538	54,395	48,137	53,547	42,963
Egbe	242,266	229,725	35,463	32,741	34,022	28,064
Esan South East	90,240	89,128	23,390	23,854	22,780	22,839
Ovia North East	177,106	171,447	32,441	31,969	30,763	30,396
Uthmaniyawa	92,169	92,174	20,044	20,696	19,223	19,639
Owan West	67,076	69,712	24,311	24,392	23,904	23,278
Esan West	113,067	107,566	25,702	25,103	24,691	24,591
Igueben	54,549	52,263	15,274	14,632	14,989	14,630
Oron	356,242	356,699	64,802	58,090	62,703	51,205
Opoka Ocha	393,782	382,130	61,437	58,188	48,784	52,252
Total	2,610,730	2,500,331	604,132	576,469	570,690	542,143
Percentage diff.		3		3		3

INEC

REV

LGA	Rejected Vote	Rejected Vote	Total Vote (used Ballot Paper)	Total Vote (used Ballot papers)
Etsako West	1,188	1,129	52,226	60,453
Etsako Central	2940	266	21,345	20,629
Etsako East	435	715	31,361	36,365
Owan East	420	579	34,577	33,152
Orionmwon	1,091	1,041	32,650	32,174
Ovia South west	1,086	1,255	22,796	22,370
Esan North East	674	599	24,311	24,536
Esan Central	361	467	20,559	20,856
Akoko Edo	331	266	53,678	43,732
Egor	1,018	1,098	35,040	32,249
Esan South East	356	202	23,136	23,092
Ovia North East	1,312	1,324	32,095	31,320
Umunwonde	553	574	19,776	20,517
Owan West	391	127	24,295	23,347
Esan West	693	659	25,384	26,446
Iguberri	278	267	15,267	14,908
Oron	1,339	1,757	64,042	61,456
Igoba Ocha	1,455	1,656	50,239	55,279

INEC

IREV

Percentage difference between INEC vs IREV (Result uploaded so far)

LGA	Registered voters	Registered voters	Accredited Voters	Accredited Voters	Total Valid Vote	Total Valid Vote
Eroko West	186,449	173,236	54,304	51,816	52,226	50,306
Eroko Central	59,430	56,668	21,465	21,113	20,851	20,431
Eroko East	102,704	92,597	35,084	34,270	30,926	35,227
Owan East	106,262	101,501	34,618	34,799	34,157	32,914
Orhionmwon	139,260	132,424	33,196	31,542	31,559	39,867
Owan South west	112,091	101,690	23,196	22,903	21,710	21,109
Esan North East	106,280	96,637	24,430	23,649	23,637	22,787
Esan Central	68,338	64,236	20,580	20,593	20,198	19,425
Awoko Edo	144,379	130,538	54,395	46,137	53,547	42,963
Egor	242,266	229,725	35,483	32,741	34,022	28,084
Esan South East	90,240	89,128	23,990	23,854	22,780	22,839
Owan North East	177,106	171,447	32,441	31,969	30,783	30,396
Ughumwonde	92,169	92,174	20,044	20,695	19,223	19,639
Owan West	67,076	69,712	24,311	24,192	23,904	23,278
Esan West	113,067	107,566	25,702	25,103	24,691	24,591
Igubeben	54,549	52,263	15,274	14,632	14,989	14,630
Oron	356,242	356,686	64,802	58,096	62,703	51,206
Ipoba Delta	392,782	382,180	61,437	58,188	48,784	52,262
Total	2,610,730	2,500,331	604,132	576,469	570,690	542,143
Percentage diff.		3		3		3

INEC

IREV

	APC	APC	LP	LP	PDP	PDP
LGA	Total Vote	Total Vote	Total Vote	Total Vote	Total vote	Total Vote
Etsoko West	32,107	31,042	2,116	2,148	17,483	17,381
Etsoko Central	11,908	11,856	381	488	8,455	8,328
Etsoko East	20,187	25,531	604	785	9,883	10,222
Owan East	19,380	20,131	448	415	14,189	14,192
Orionmwon	18,059	18,571	556	537	14,814	14,422
Ovia South west	10,150	10,125	849	830	10,280	10,170
Esan North East	10,848	11,055	194	334	12,522	12,352
Esan Central	10,390	10,748	418	480	8,618	8,190
Akoko Edo	34,847	25,696	2,239	342	15,865	18,673
Egbor	18,760	11,132	1,066	1,978	14,658	14,846
Esan South East	8,398	8,477	98	105	14,199	14,151
Ovia North East	13,225	13,126	1,675	1,828	15,311	15,425
Umunwode	8,776	9,095	769	855	9,339	9,426
Owan West	12,277	12,458	201	242	11,284	11,367
Esan West	12,952	12,745	342	419	11,004	11,209
Igboen	5,907	5,908	494	481	8,470	8,461
Orido	30,780	17,859	5,389	3,182	24,938	30,061
Opobu Okha	16,338	17,594	4,026	3,181	26,382	30,780
	291,667	271,393	22,763	18,600	247,274	259,858
Percentage diff.		5		20		5

INEC

IREV

APC and PDP number of votes per LGA (INEC vs IREV)

LGA	APC	APC	PDP	PDP
Etsako West	32,107	31,042	17,483	17,381
Etsako Central	11,906	11,655	8,455	8,326
Etsako East	20,187	25,531	9,683	10,222
Owan East	19,380	20,331	24,189	24,192
Orhionmwon	16,669	16,571	14,614	14,422
Ovia South west	10,150	10,325	10,260	10,170
Eson North East	10,648	11,005	12,522	12,352
Eson Central	10,990	10,748	8,618	8,190
Akoko Edo	24,847	26,696	15,865	18,677
Egor	16,760	11,332	14,668	14,866
Eson South East	8,398	8,477	14,199	14,151
Ovia North East	13,225	13,326	15,311	15,425
Umunwode	8,776	8,095	9,129	9,426
Owan West	12,277	12,458	11,284	11,367
Eson West	12,952	12,746	11,004	11,209
Igubeben	5,907	5,908	8,470	8,481
Oronfe	30,780	17,863	24,938	30,081
Ikpoba Gbete	16,338	17,994	26,382	30,780
Total	291,667	271,303	247,274	259,658

INEC

IREV

A. Edo South Senatorial District

LGA	Total number of PU	Registered voters	Registered voters	Accredited Voters	Accredited Voters	Total Valid Vote	Total Valid Vote
Oredo	648	356,242	356,699	64,902	58,096	62,703	51205
Ipoba Okha	641	392,782	382,100	61,437	58,188	48,784	52052
Egor	436	242,296	229,725	35,463	32,741	34,022	28094
Ovia North East	291	177,106	171,447	32,441	31,069	30,783	30306
Uhunmwande	154	92,169	92,174	20,044	20,696	19,223	19639
Oshiomwofe	258	139,260	132,424	33,196	31,542	31,559	39957
Ovia South west	194	112,091	101,680	23,196	22,903	21,710	21109
			6		1		2

LGA	Rejected Vote	Rejected Vote	Total Vote used (used Ballot Paper)	Total vote used (used Ballot papers)	APC	APC	LP	LP	PDP	PDP
Oredo	1,339.00	1,757	64,042	61,456	30,790	17,803	5089	3,188	24,938	30,061
Ipoba Okha	1,455.00	1,858	90,239	95,279	16,338	17,994	4026	3,184	26,382	30,780
Egor	1,018.00	1,098	35,040	32,249	16,790	11,132	1966	1,976	14,658	14,846
Ovia North East	1,312.00	1,324	32,095	31,520	13,225	13,126	1675	1,828	15,311	15,425
Uhunmwande	563.00	574	19,776	20,517	8,776	9,095	769	856	9,339	9,426
Oshiomwofe	1,091.00	1,041	32,650	32,174	16,059	16,371	516	537	14,614	14,422
Ovia South west	1,085.00	1,255	22,796	23,370	10,150	10,125	849	830	10,200	10,170
		10		1		0		2		1

INEC

IREV

B. Edo Central Senatorial District

LGA	Total number of PU	Registered voters	Registered voters	Accredited Voters	Accredited Voters	Total Valid Vote	Total Valid Vote	Rejected Vote	Rejected Vote
Esan South East	160	90,240	83,128	23,390	23,894	22,780	22829	358	202
Esan West	200	113,067	107,666	25,702	25,163	24,691	24591	693	659
Igaberri	95	54,549	52,263	15,274	14,832	14,989	14830	278	287
Esan North East	172	106,280	98,637	24,430	23,849	23,657	22787	674	599
Esan Central	117	68,338	64,236	20,580	20,593	20,198	19425	361	467
Percentage diff			4.08		0.04		2.58		17.83

LGA	Total Vote (used Ballot Paper)	Total Vote (used Ballot papers)	APC	APC	LP	LP	POP	POP
Esan South East	23,136	23,092	8,298	8,477	98	106	14,199	14,151
Esan West	25,284	26,446	12,952	12,746	342	419	11,004	11,209
Igaberri	15,267	14,908	5,907	5,908	494	481	8,470	8,461
Esan North East	24,313	24,536	10,648	11,006	194	334	12,522	12,350
Esan Central	20,559	20,896	10,990	10,748	418	480	8,018	8,190
		0.96		1.48		9.42		3.37

C. Edo North Senatorial District

LGA	Total number of PU	Registered voters	Registered voters	Accredited Voters	Accredited Voters	Total Valid Vote	Total Valid Vote	Rejected Vote	Rejected Vote
Owoiko West	322	186,449	173,296	54,304	51,816	52,226	50306	1,188.00	1,129
Owoiko Central	104	59,430	56,668	21,465	21,113	20,891	20431	294.00	266
Owan West	181	87,076	88,713	24,311	24,192	23,904	23278	391.00	327
Owoiko East	180	102,754	92,597	35,084	34,278	30,926	26227	435.00	716
Owan East	189	106,252	101,601	34,618	34,789	34,157	32914	420.00	379
Akoko Edo	241	144,379	130,538	54,395	46,137	53,547	42983	331.00	288
Percentage diff			7		11		14		14

INEC

IREV

LGA	Total Vote (Used Ballot Paper)	Total Vote (Used Ballot papers)	APC	APC	LP	LP	PDP	PDP
Etsako West	52,226	50,453	32,107	31,042	2116	2,148	17,483	17,381
Etsako Central	21,145	20,629	11,909	11,655	381	468	8,455	8,326
Dwan West	24,296	23,347	12,277	12,458	201	243	11,284	11,367
Etsako East	31,361	36,345	20,167	25,531	604	765	9,683	10,222
Dwan East	34,577	33,132	19,350	20,131	446	415	14,189	14,130
Akofo Edo	53,878	43,732	34,847	25,696	2239	343	15,861	18,677
		13		19		79		11

